

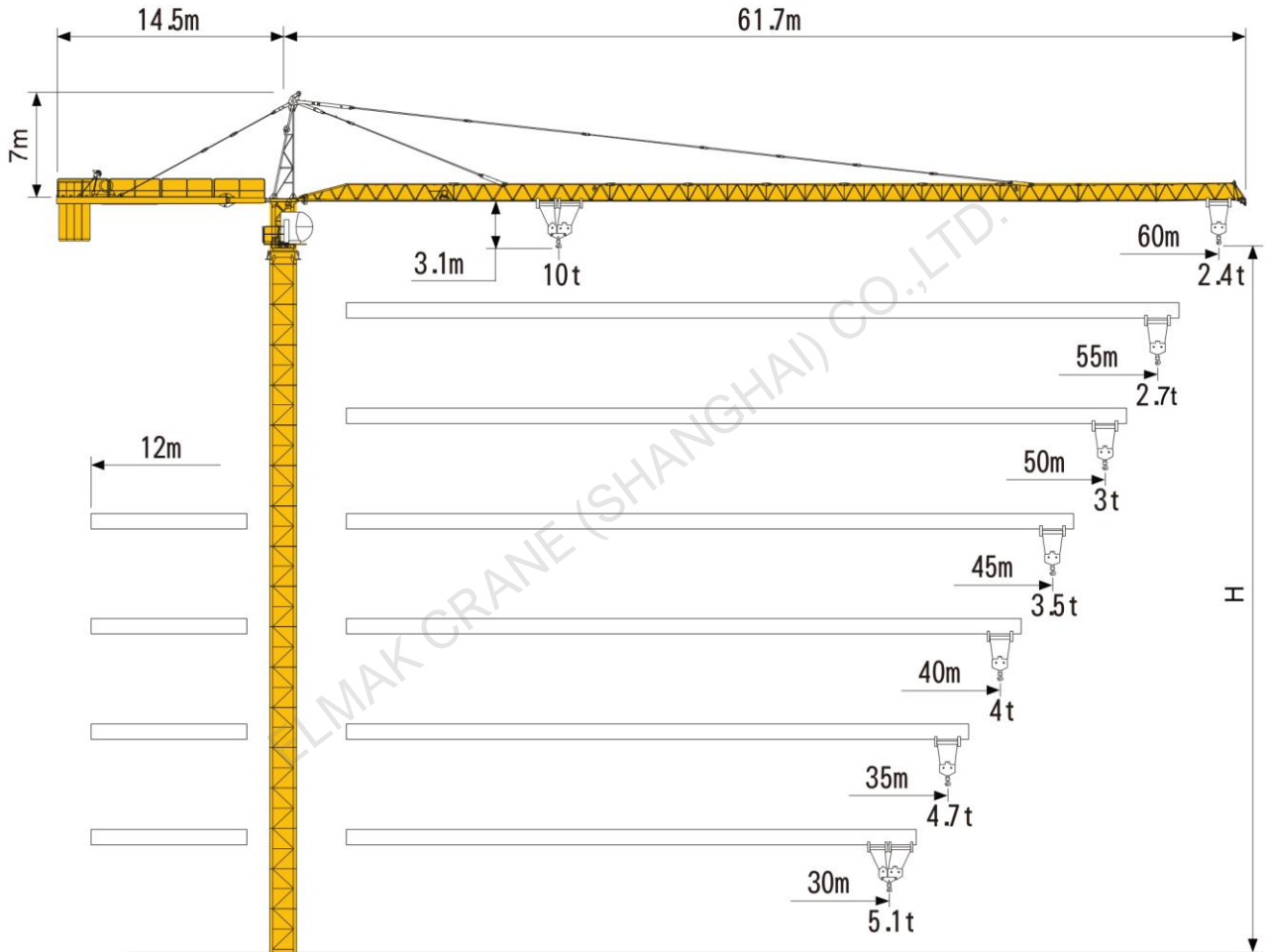
ELMAK[®]

ELMAK CRANE (SHANGHAI) CO.,LTD.

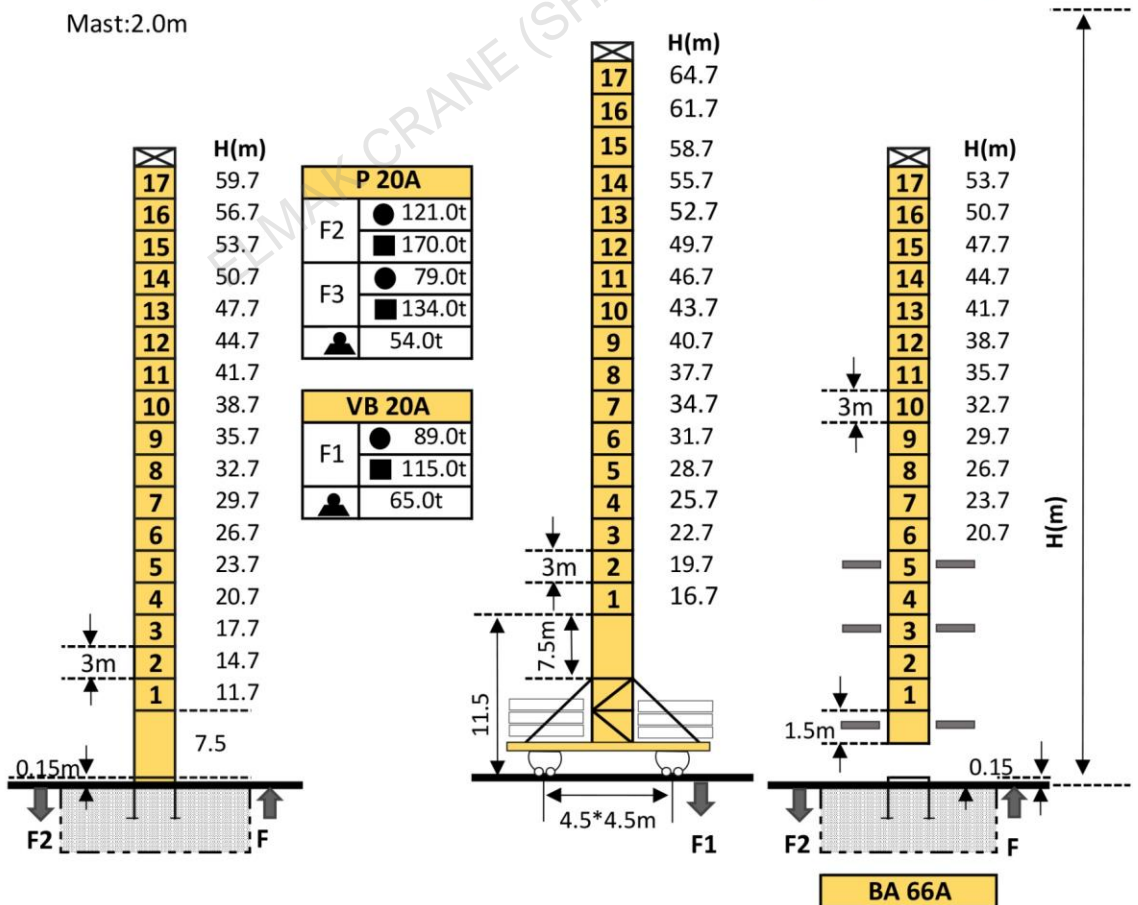
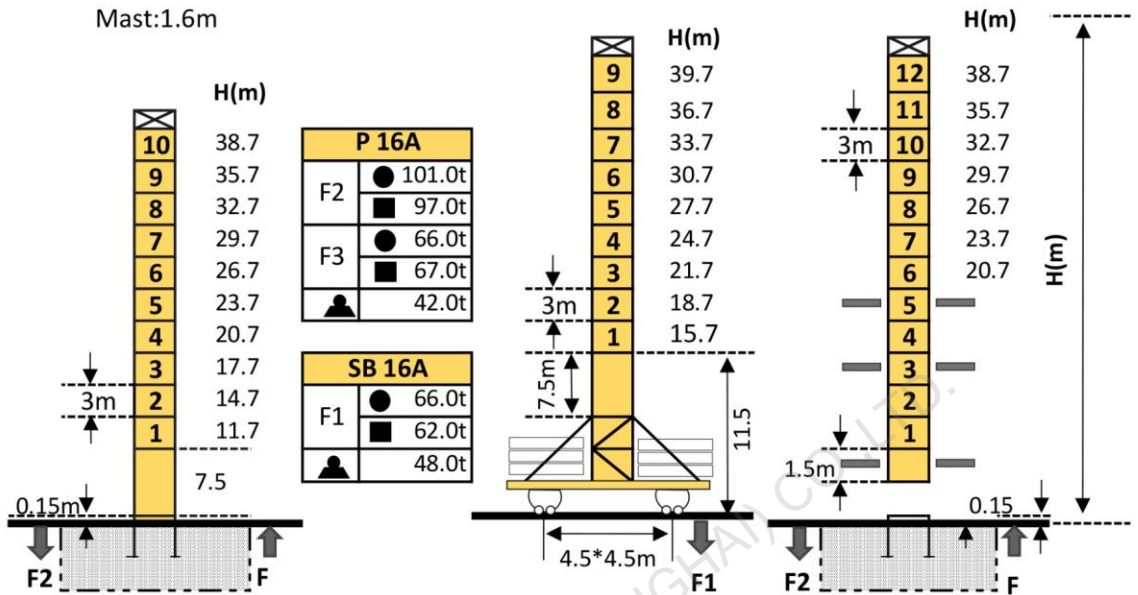
TOPKIT TOWER CRANE

www.elmaktowercrane.com

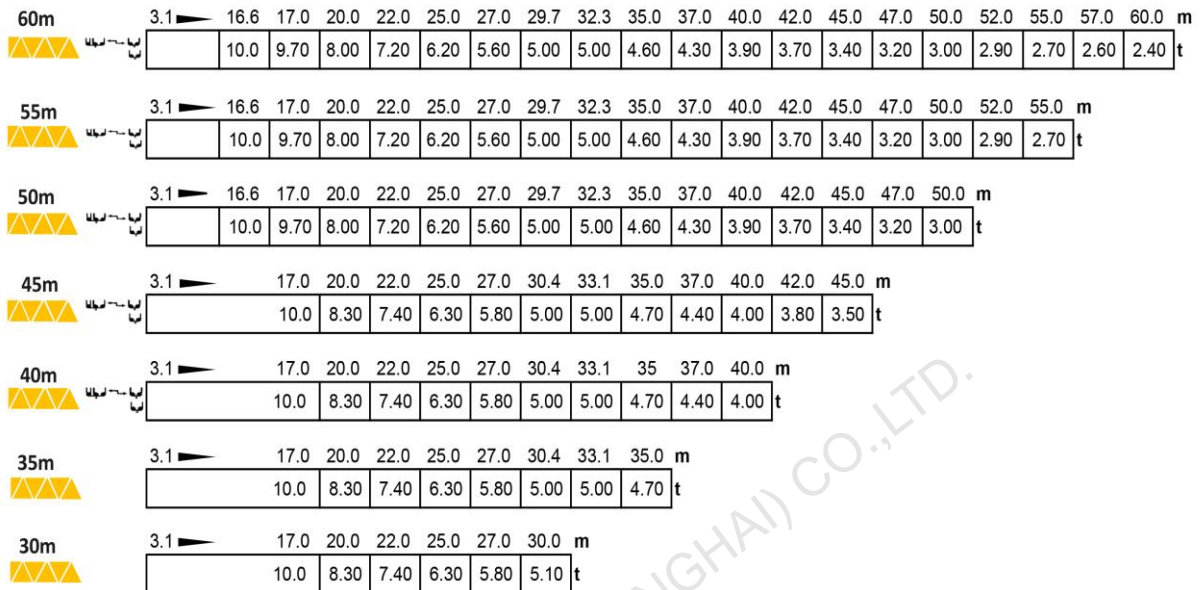
EMK6024-10



Mast-Reaction



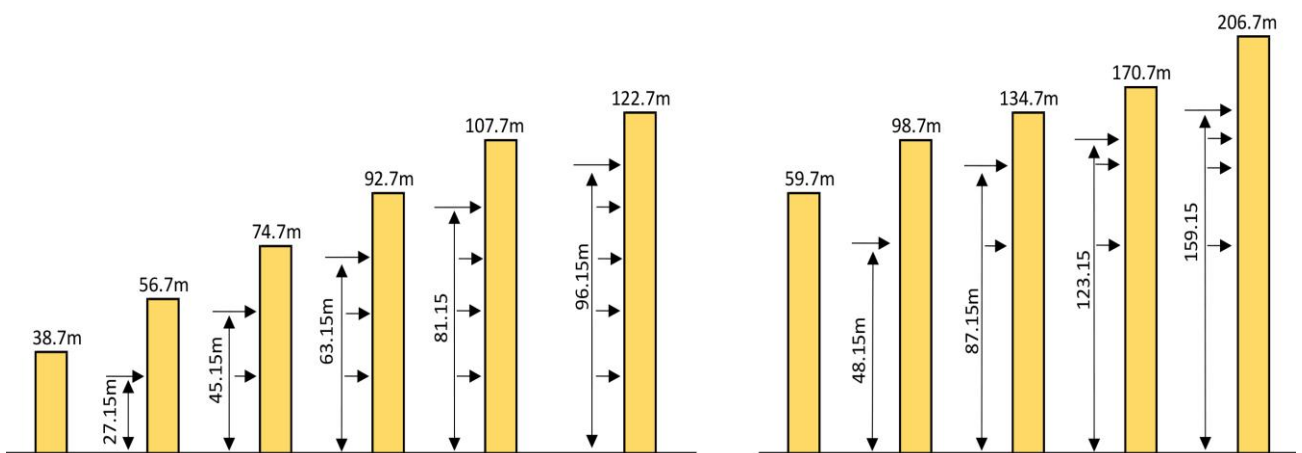
Loading Diagrams



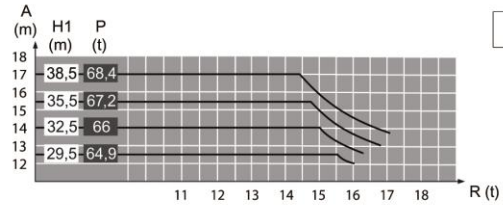
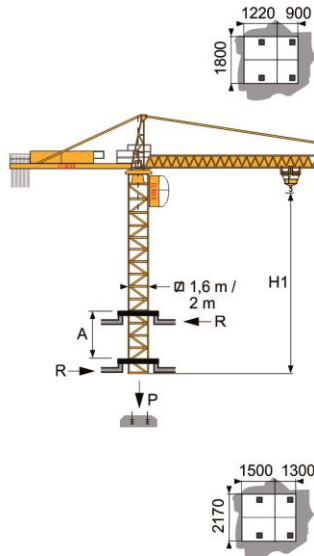
Anchorage

P 16A H > 122.7m

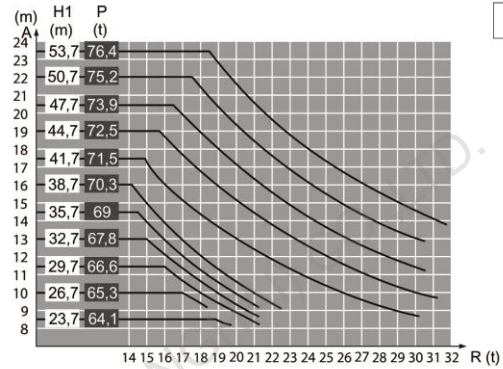
P 20A H > 206.7m



Climbing Crane



BA 45A



BA 66A

Mechanisms

Items	Mechanisms	Speed/Hoist weight				Rope Capacity	Motor(KW) 400V 50Hz
		M/min	t	M/min	t		
Hoisting	55 RCS 25	⬆️⬆️⬆️⬆️⬆️		⬆️⬆️⬆️⬆️⬆️		500m	40.5
		0-44	5	0-22	10		
	0-88	2.5	0-44	5	550m	45	
	60LVF25	5.4	5	2.7			10
		44	5	22			10
90	2.5	45	5				
Trolley	5D3V4	15~30~58m/min					3.7
Slewing	RCV145	0-0.8rpm					2*4.4
Traveling	RT 324 A1 2V R≥10m	12.5-25m/min					2*5.2
Necessary Electric Power							58KVA
Items	Mechanisms	Speed/Hoist weight				Rope Capacity	Motor(KW) 480V 60Hz
		M/min	t	M/min	t		
Hoisting	55 RCS 25	⬆️⬆️⬆️⬆️⬆️		⬆️⬆️⬆️⬆️⬆️		500m	48
		0-52	5	0-26	10		
	0-104	2.5	0-52	5	550m	54	
	60LVF25	6.5	5	3.2			10
		52	5	26			10
108	2.5	54	5				
Trolley	5D3V4	15~30~58m/min					4.4
Slewing	RCV145	0-0.8rpm					2*5.2
Traveling	RT 324 A1 2V R≥10m	15-30m/min					2*6.2
Necessary Electric Power							69KVA
Main electrical components: Schneider (Frequency converter, Contactor, Relay)							